

ClearOne
You're Virtually ThereSM

Ceiling DocCam™

PROFESSIONAL CAMERAS

The Ceiling DocCam is a complete ceiling-mounted document camera system that captures images for display on monitors, plasma screens, video projectors, and videoconferencing systems.



ENHANCE MEETINGS WITH DOCUMENT SHARING

The Ceiling DocCam is the perfect solution for easy integration of pictures and documents into presentations, videoconferences, and other meetings. The camera is installed in the ceiling above a conference table making it natural and easy for users to position documents for display.

When mounted at a ceiling height between 8 and 12 feet, the Ceiling DocCam provides a wide field of view—ideal for sharing large documents like blueprints. And its powerful zoom capability ensures every detail is shown clearly.

The Ceiling DocCam features a low-profile design and allows for all cabling to be hidden in the ceiling and behind the walls, creating a clean, professional look for the customer's conferencing room. The ClearOne VPC rack mount interface is available for integrators who would prefer to install the video, power, and control connections in a rack.

The Ceiling DocCam outputs both composite and S-video signals concurrently for dual monitor display in large rooms, and features an RS-232 port for easy connection to a control system such as AMX or Crestron.

VIDEO CODEC COMPATIBILITY

Four Ceiling DocCam models are available: Standard (includes IR remote), Polycom, Tandberg, and V-There™. The codec-specific models are controlled by the codec remote, creating a fully integrated system by eliminating the need for an additional remote.

SUPERIOR VIDEO

The high-quality CCD image sensor delivers 470 TV lines of resolution in sharp, clear images for easy viewing and more effective meetings.

SIMPLIFIED INSTALLATION

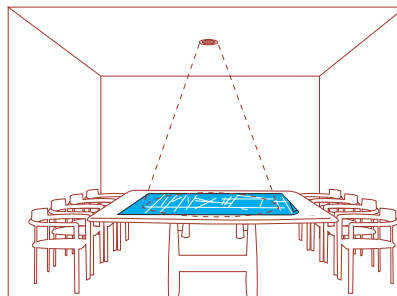
The Ceiling DocCam uses a unique cabling approach that allows video and power to share a single Cat. 5 cable. This significantly simplifies installation and allows for greater distances between the camera and the video display device.

COMPLETE CEILING INSTALLATION KIT

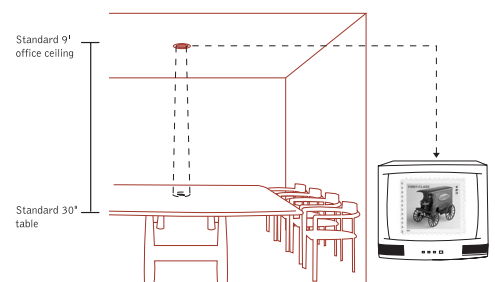
The Ceiling DocCam includes a plenum-rated enclosure, trim ring, tile support rails and hardware, 50'/15.24 m of shielded plenum-rated Cat. 5 cable, 25' S-video cable, a wall plate, and power supply.

PRODUCT APPLICATIONS

The Ceiling DocCam has been a longtime favorite of architects and building planners who need the Ceiling DocCam's 22x optical power zoom lens with 2x digital zoom (for a total of 44x zoom without significant signal degradation) to provide sharp, clear magnification of building plans and blueprints. In addition, the Ceiling DocCam is widely used in corporate videoconferencing applications; the ceiling installation makes it very natural and comfortable for meeting participants to share documents. The Ceiling DocCam is also perfect for training rooms and distance learning applications.



The Ceiling DocCam clearly magnifies detailed documents, such as blueprints.



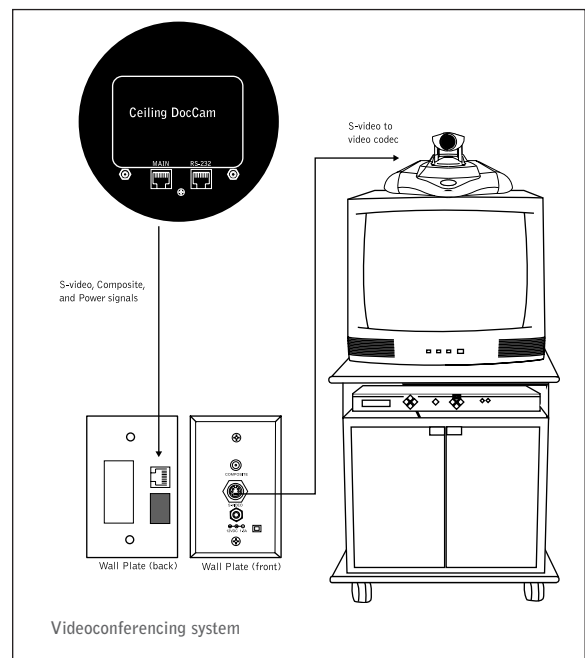
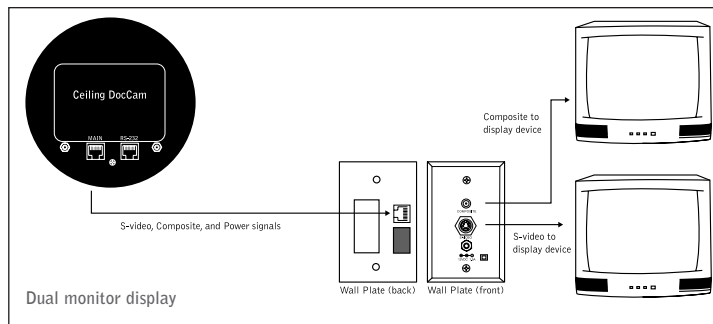
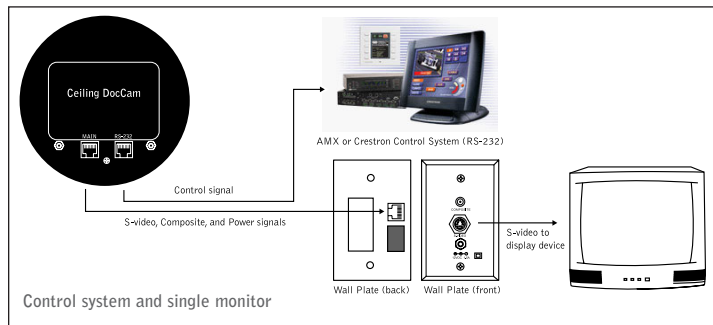
The Ceiling DocCam can zoom in on an area roughly the size of a postage stamp.

Ceiling DocCam™

ADDITIONAL PRODUCT FEATURES

- Automatic iris, white balance, gain control, and shutter, which can be controlled through an RS-232 connection
- Rack mount video, power, and control (VPC) interface available for integrators (part 910-171-180)
- 22X optical power zoom lens and 2X digital zoom (44X total zoom) for sharp focus and zoom detail
- Pre-mounted in a plenum-rated, low-profile enclosure
- Wide field of view when mounted at a ceiling height between 8'2.44 m and 12'3.66 m
- Video balun technology allows for power and video to run over a twisted-pair, Cat. 5 cable

INSTALLATION DIAGRAMS



PRODUCT SPECIFICATIONS

VIDEO FORMAT
NTSC or PAL

IMAGE SENSOR
1/4"/6.35 mm CCD

PIXELS
Total: 410,000
Effective: 768 H x 494 V

HORIZONTAL RESOLUTION
470 TV lines

SENSITIVITY
3 Lux

SNR (Min)
48dB

CAMERA FEATURES
White balance: Auto
Backlight compensation: Auto
Iris: Auto
Shutter: Auto exposure
Focus: Auto

FOCAL RANGE
Infinity–1 m (T)–0.01 m (W)

LENS (Horizontal Angle)
F1.6 (W)–F3.8 (T) [47° (W)–2.2° (T)]

MECHANICAL ZOOM
f=4–88 MM; 22X optical (2X digital for 44X total zoom)

VIDEO OUTPUT
S-video, composite

CONTROL
IR remote (Standard model only)
RS-232C

WALLPLATE
S-video, composite, power

DIMENSIONS (Height x Diameter)
Enclosure: 4.5" x 6.5"/11.43 x 16.51 cm
Ceiling cutout: 3.5"/8.9 cm (diameter)
Trim ring: 5.5"/14 cm (diameter) white

WEIGHT
4 lb /1.81 kg

ENCLOSURE
Plenum-rated

POWER
Power Supply: 12VDC
Consumption: 800mA

OPERATING TEMPERATURE
32°F–104°F/0°C–40°C

CABLES
50'/15.24 m shielded plenum Cat. 5 cable with RJ-45 connectors
25'/7.62 m S-video cable

MODELS
910-171-060: Standard (NTSC)
910-171-060-PAL: Standard (PAL)
910-171-061: Polycom (NTSC)
910-171-061-PAL: Polycom (PAL)
910-171-064: V-There (NTSC)
910-171-064-PAL: V-There (PAL)
910-171-065: Tandberg (NTSC)
910-171-065-PAL: Tandberg (PAL)

OPTIONAL ACCESSORY
910-171-180 VPC (Video, Power and Control) Rack Mount